

Key data/information in this sample page is hidden, while in the report it is not.

1 Introduction to thiamethoxam industry in China

1.2 Position of thiamethoxam in insecticide industry

Table 1.2-2 Global sales of thiamethoxam, 1997-2014

Item	1997	2003	2005	2007	2008	2009	2010	2011	2012	2013	2014
Sales of thiamethoxam, million USD	Entered market	215									
Annual growth rate / CAGR	/										
Sales of neonicotinoid insecticides, million USD	/										
Proportion of thiamethoxam to neonicotinoid insecticides	/										

Source: CCM

2 Thiamethoxam industry in China

2.4 Registration of thiamethoxam in China

Table 2.4-2 Registrations of thiamethoxam technical in China, as of Feb. 2016

No.	Registrant	Registration code	Content	Effective date	Expiry date
1	xxx	xxx			
2	xxx	xxx			
3	Syngenta AG	PD20060001	98%	2016.01.09	2021.01.09
4	xxx	xxx			
5	xxx	xxx			
6	xxx	xxx			
7	xxx	xxx			
8	xxx	xxx			
...

Source: Institute for the Control of Agrochemicals, Ministry of Agriculture

Table 2.4-5 Registrants with =2 registrations of thiamethoxam formulations in China, as of Feb. 2016

No.	Registrant	Number of registration
1	Syngenta AG	
2	xxx	
3	xxx	
4	xxx	5
5	xxx	
...

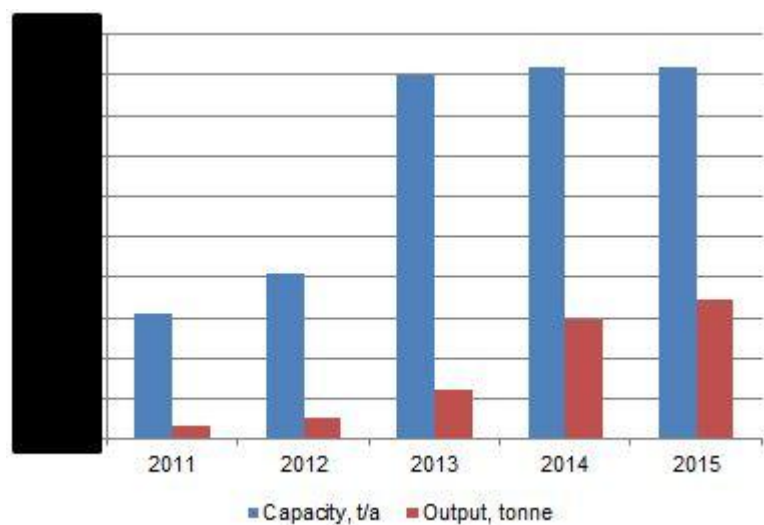
Source: Institute for the Control of Agrochemicals, Ministry of Agriculture

2.5 Supply of thiamethoxam in China, 2011-2015

2.5.1 Supply of thiamethoxam technical

2.5.1.1 Production

Figure 2.5.1.1-1 Capacity and output of thiamethoxam technical in China, 2011-2015



Source: CCM

2.5.1.2 Thiamethoxam technical manufacturers

Table 2.5.1.2-1 Capacity and output of thiamethoxam technical manufacturers in China, 2011-2015

No.	Company	Abbreviation	Website	Location	Status, Mar. 2016	2015		2014		2013	
						Capacity, t/a	Output, tonne	Capacity, t/a	Output , tonne	Capacity, t/a	Output, tonne
1	xxx	xxx	xxx	xxx	Active	■	■	■	■	■	■
...	■	■	■	■	■	■
xx	xxx	xxx	xxx	xxx	Idle	■	■	■	■	■	■
Sub-total						■	■	■	■	■	■
Others						■	■	■	■	■	■
Total						■	■	■	■	■	■

Source: CCM

2.5.3 Price of thiamethoxam technical and formulations

Figure 2.5.3-1 Monthly ex-works price of 97% thiamethoxam technical in China, Jan. 2011-March 2016



Source: CCM

Table 2.5.3-1 Quotations of thiamethoxam technical from major producers or traders in China, Mar. 2016

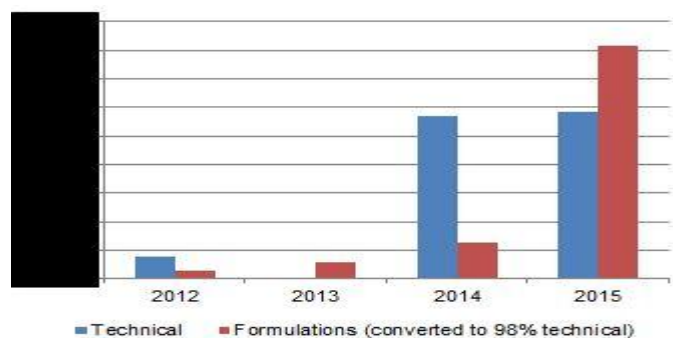
Company	Specification	Quotation, USD/t
xxx	98%	
	97%	
	96%	
.....	
xxx	xxx	
xxx	xxx	

Source: CCM

2.5.4 Circulation of thiamethoxam in China, 2015

2.5.4.1 Export of thiamethoxam

Figure 2.5.4.1-1 China's export volume of thiamethoxam technical and formulations, 2012-2015, tonne



Source: China Customs

- **Technical**

- Table 2.5.4.1-1 China's exports of thiamethoxam technical by month, 2015

Month	Volume, tonne	Price, USD/kg
Jan		
...	16.92	13.17
Dec.		

Source: China Customs

Table 2.5.4.1-2 China's exports of thiamethoxam technical by destination, 2015

Destination	Volume, tonne	Price, USD/kg
xxx		
Vietnam		
.....
xxx		
Total		/

Source: China Customs

Table 2.5.4.1-3 China's exports of thiamethoxam technical by manufacturer, 2015

No.	Company	Volume, tonne	Price, USD/kg
1	xxx		
...
xx	xxx		

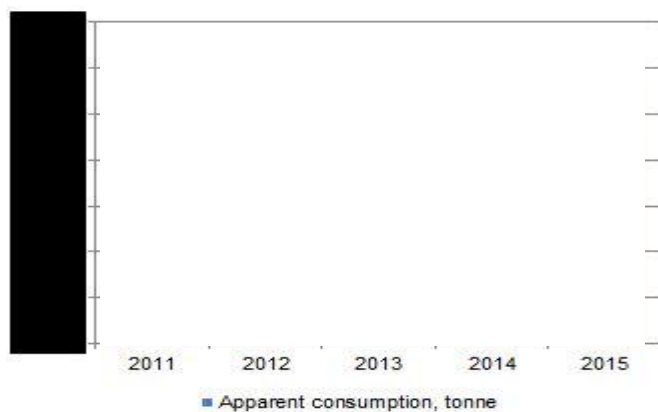
Source: China Customs

- **Formulations**

.....

2.5.5.2 Summary of thiamethoxam market (volume and value)

Figure 2.5.5.2-1 Apparent consumption of thiamethoxam (by 97% technical) in China, 2011-2015

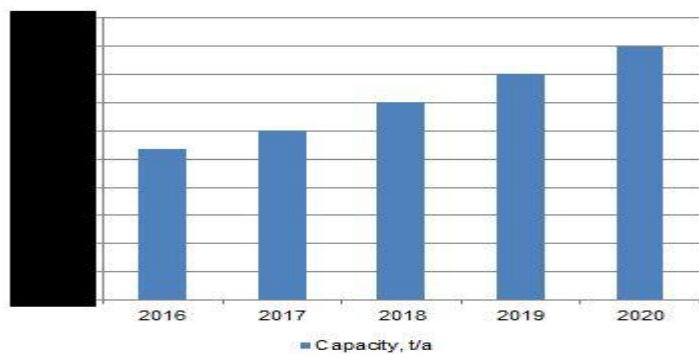


Source: CCM

3 Forecast on thiamethoxam industry in China

3.2 Forecast on production and demand for thiamethoxam, 2016-2020

Figure 3.2-1 Forecast on thiamethoxam technical's capacity in China, 2016-2020



Source: CCM